

Tips and tricks for the selection of the Intermediary Organisation

You are in the process of completing your registration for the programme and you cannot get through the step "Select your IO" on the last page of the registration form.

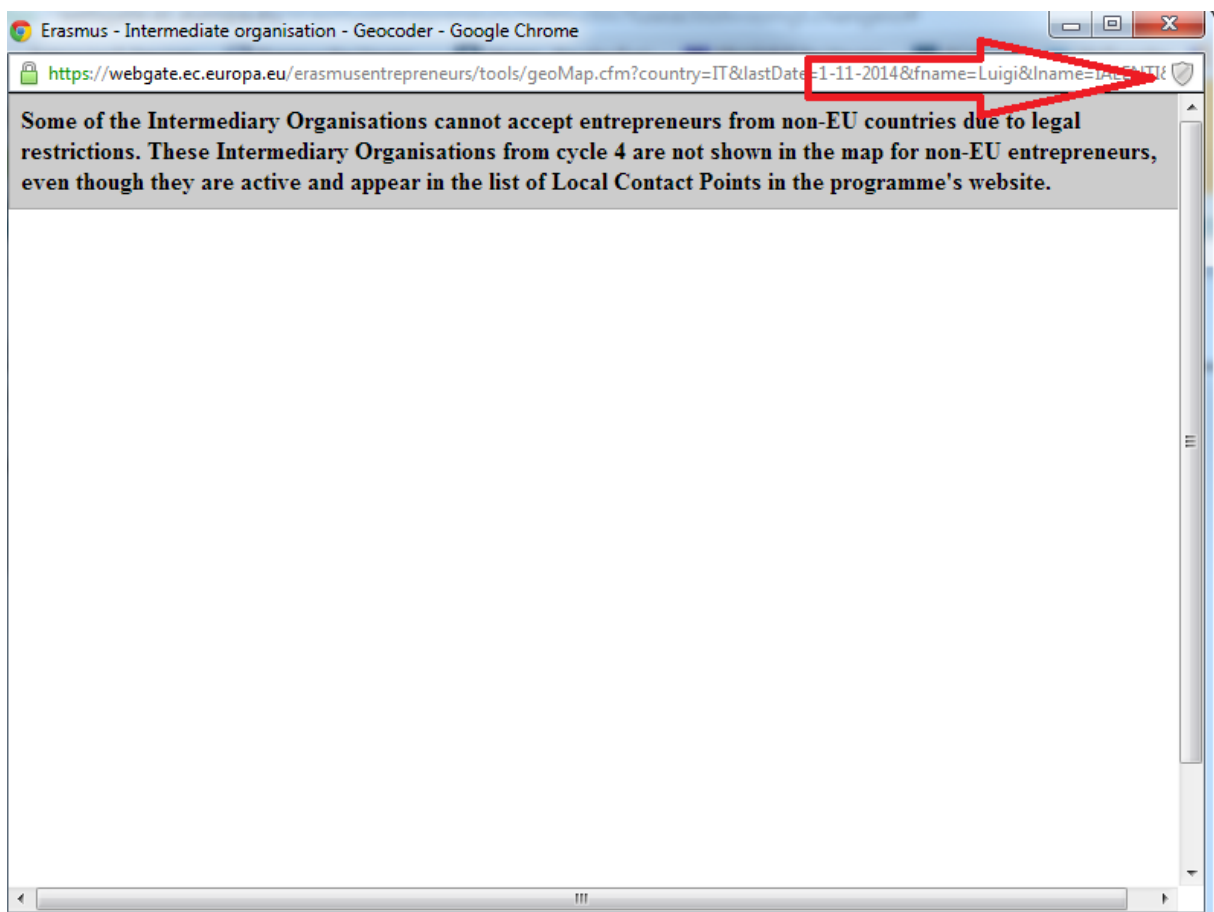
Situation 1

You click on the field "Select an IO" and you are returned an empty page containing the text "Some of the Intermediary Organisations cannot accept entrepreneurs from non-EU countries due to legal restrictions. These Intermediary Organisations from cycle 4 are not shown in the map for non-EU entrepreneurs, even though they are active and appear in the list of Local Contact Points in the programme's website."

This text appears to all applicants but the message is aimed at people applying from non-EU countries participating in the programme. In this case, you need to look at the settings of your web browser and ensure that pop-ups are enabled.

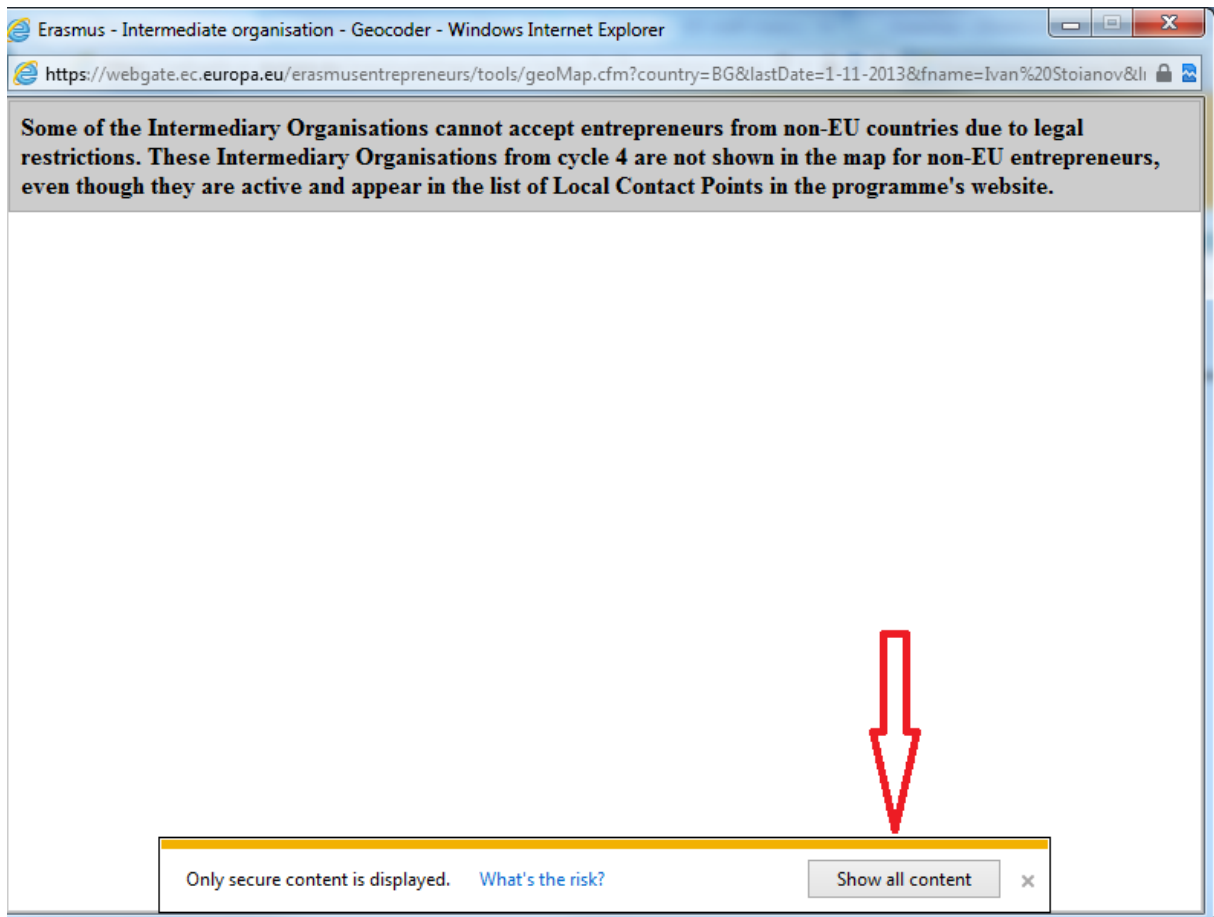
Look carefully at all dialog boxes and questions you may receive and click "Yes" to accept the display of all contents.

E.g. Google Chrome



Click on the small shield icon and select the option which permits the download of the unsafe script. A Geomap will open subsequently and you will be able to select an Intermediary Organisation.

E.g. Internet Explorer



Click on the "Show all content" icon to permit the opening of the Geomap.

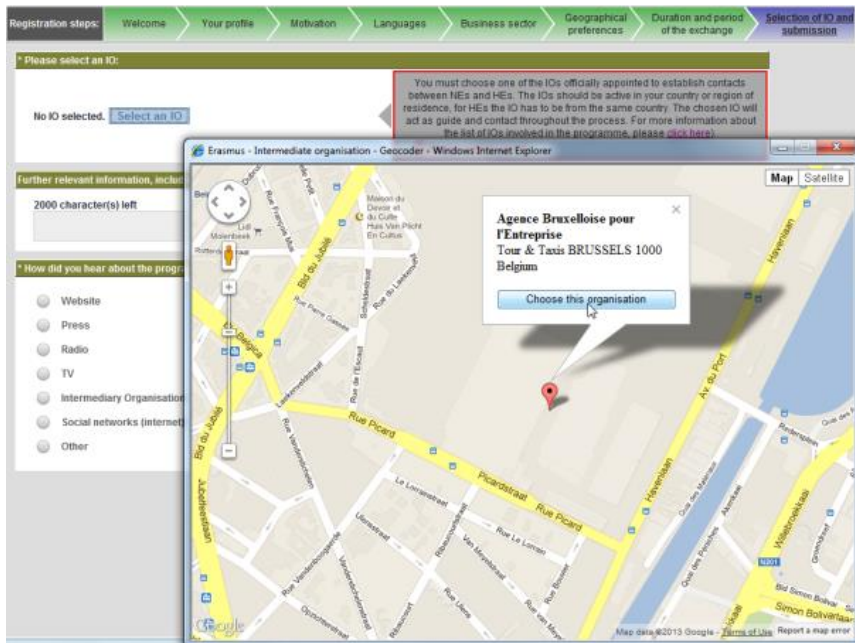
Situation 2




If you click on the field "Select an IO", the geomap is displaying correctly but you can see only part of the IOs and not the one you want to select.


The reason for this is that the exchange months you selected at a previous step exceed the period during which the respective IO will be visible to the public. You have to contact your IO and ask for the "activity end date" of their organisation and fill in the availability period with months until the one specified by your IO.

Choose your Intermediary Organisation

(See the map below)



The  icon will be replaced by a  if multiple IOs are located very close to each other. In this case, click  to locate those IOs with a greater zoom factor on the map.

The  indicates the entrepreneur's home address as specified on page 2 of the application form.