The European Entrepreneur Exchange Programme

Erasmus for Young Entrepreneurs

April 2017
FACTS

The exchange Programme for entrepreneurs initiated by the EU to stimulate entrepreneurship and cross-border trade in Europe

Registrations Per country

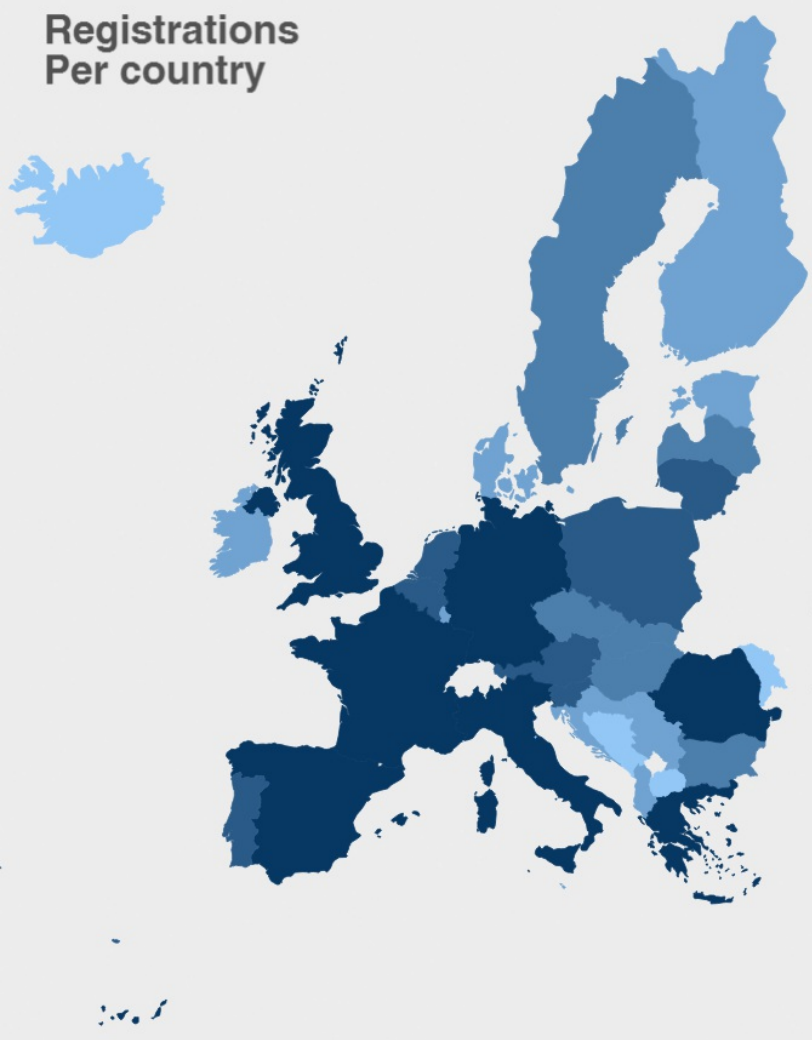

16,227

Since its launch in 2009, the mobility scheme has seen a steady increase in the number of applications, with 16,227 registrations received up to now.

New entrepreneurs (NEs) represent 61% (9,807) of the profiles received, whereas host entrepreneurs (HEs) make 39% (6,420) applications.

Italy is the most represented country with 3,175 (20%) of applications received (NEs and HEs). Spain supports the second highest number of applications received - 3,166 (20%), closely followed by United Kingdom- 1,120 (7%), Germany-896 (6%) France- 683 (4%) and Romania 674 (4%) .

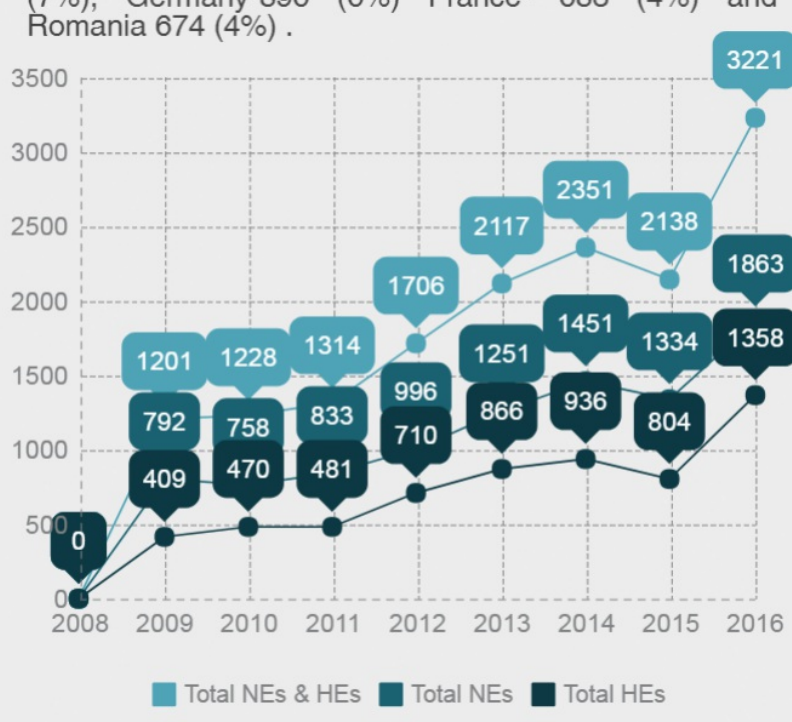

Evolution of registrations per year

Number of accepted entrepreneurs

Majority of accepted NEs comes from:

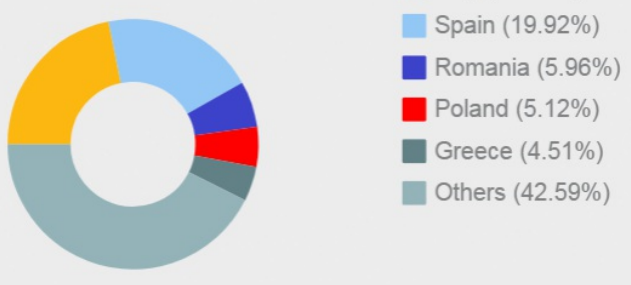

Majority of accepted HEs comes from:

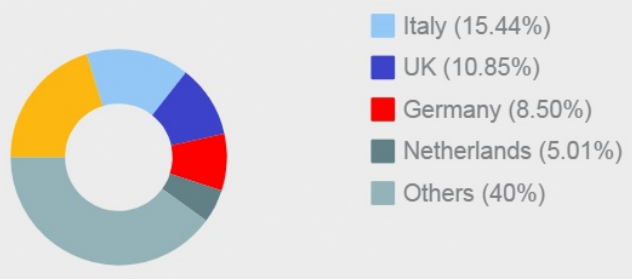

13,658

13,659 is the number of entrepreneurs who have successfully been accepted for the programme.

This number represents 84% of the total amount of applications received. Accepted applicants are divided in two: new entrepreneurs with 8,553 (63%) profiles and host entrepreneurs (experienced entrepreneurs) with 5,106 (37%).

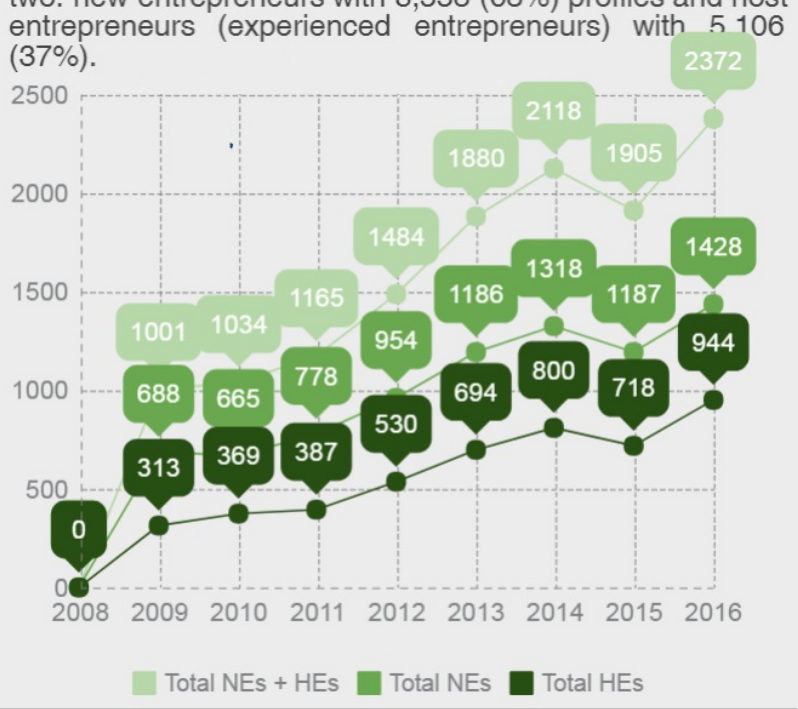

Evolution of accepted registrations per year

Distribution by gender (NEs)

New Entrepreneurs

Distribution by gender (HEs)

Host Entrepreneurs

Distribution by sector of activity (NEs and HEs)

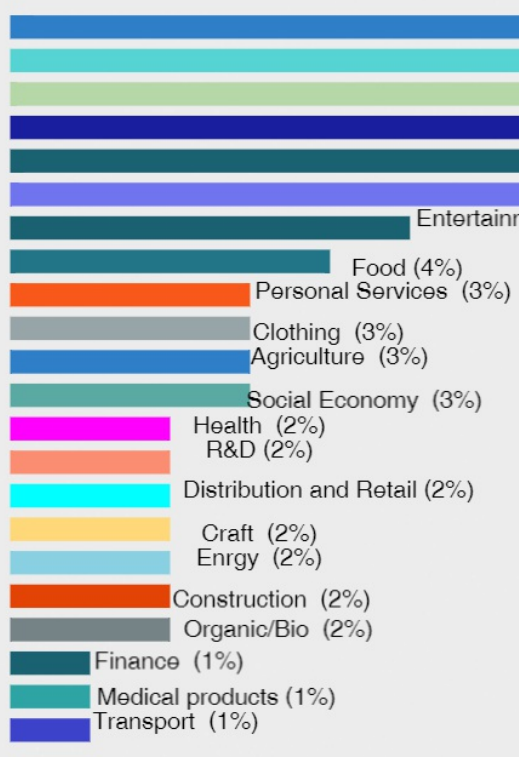

NEs sent abroad by country

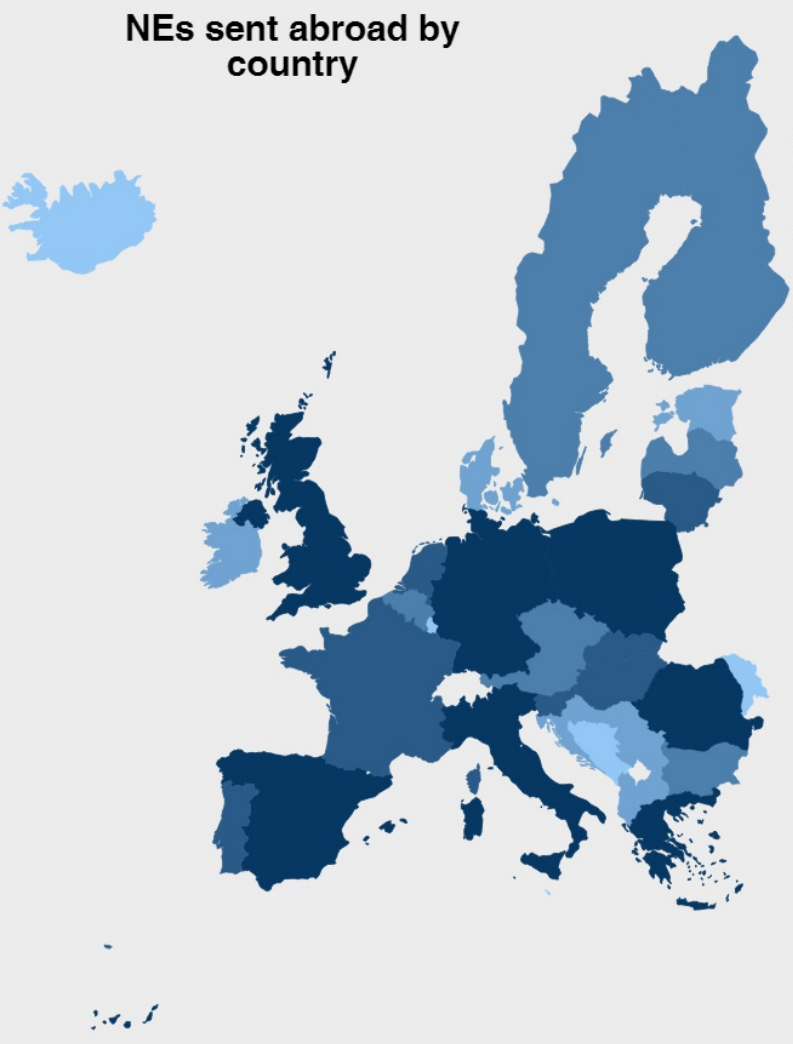

4,860

Since its launch in 2009, 4,860 exchanges have been established, involving new and experienced entrepreneurs from across the EU Member States and the participating countries part of the COSME programme.

Out of these exchanges, 443 matches are ready to start or ongoing, and 4,417 have been completed.

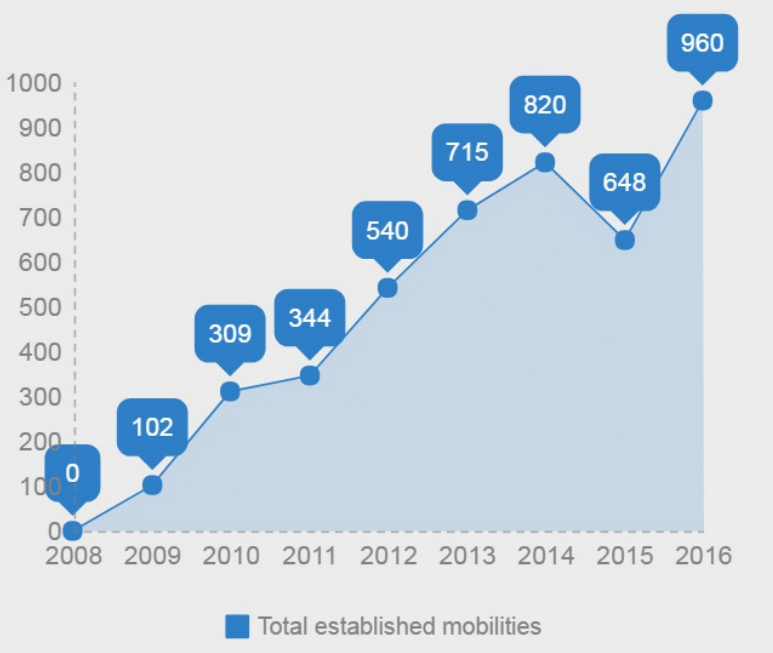

Evolution of mobilities per year

Most represented countries (NEs)

Since the begining of the programme, Italy remains the most represented country with 1136 new entrepreneurs leaving for another country. Spain supports the second highest number of new entrepreneurs going abroad- 882, followed by Romania- 309, Poland- 253, and Germany- 207.

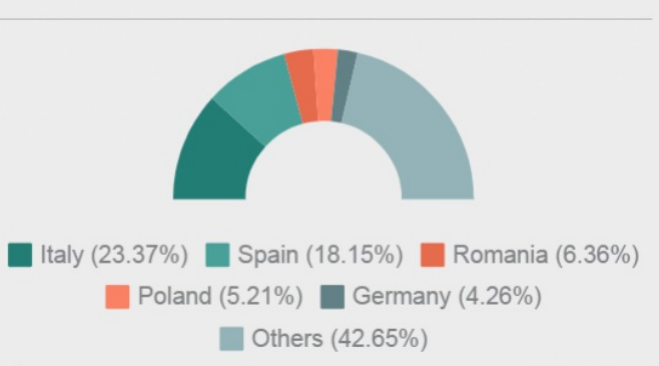

NEs sent aborad

Most popular destinations

The most popular destination among new entrepreneurs is Spain, which received 830 new entrepreneurs, followed by Italy- 658, United Kingdom- 631, Germany- 541, and Belgium-354.

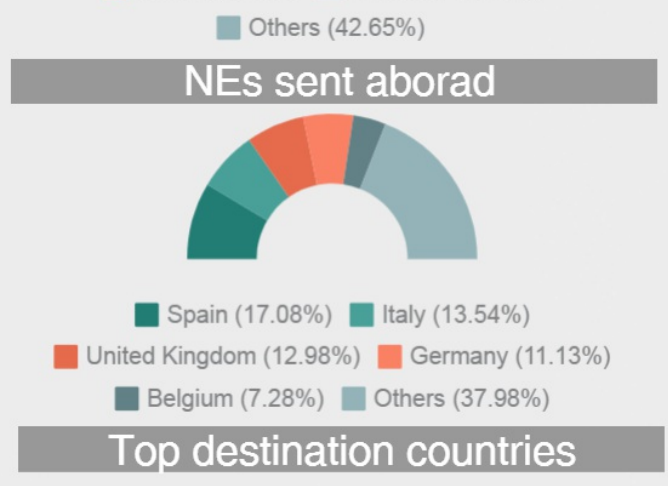

Top destination countries

Erasmus for Young Entrepreneurs Support Office
c/o EUROCHAMBRES, Avenue des Arts, 19 A/D B-1000 Brussels, Belgium
Tel: +32 (0)2 282 08 73 - Fax: +32 (0)2 230 00 38
Email: support@erasmus-entrepreneurs.eu
www.erasmus-entrepreneurs.eu