



11 February 2019
FACTS

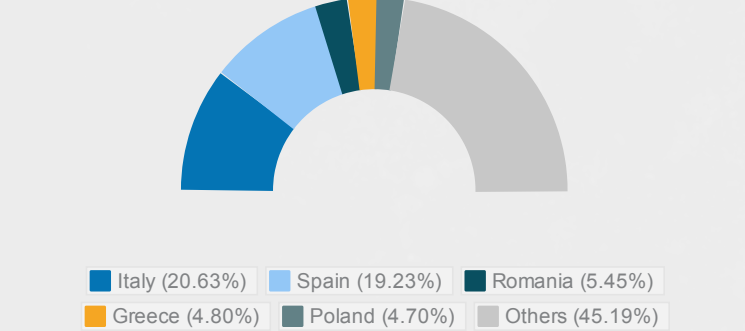
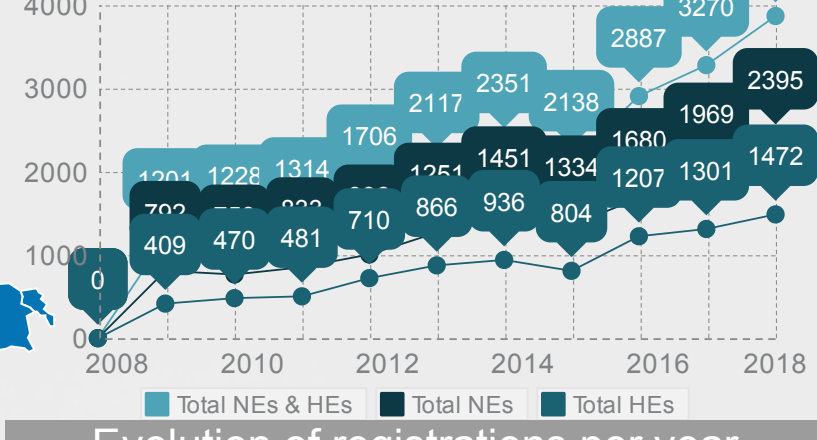
The exchange programme for entrepreneurs initiated by the EU to stimulate entrepreneurship and cross-border trade in Europe

22,418

Applications by country



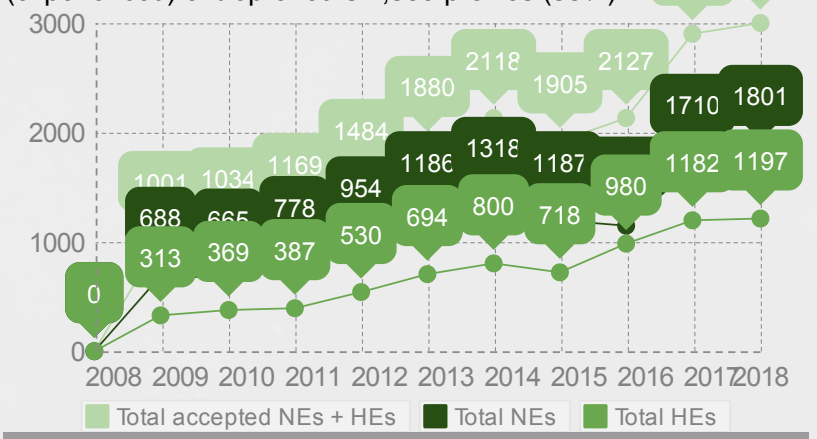
Since its launch in 2009, the mobility scheme has seen a steady increase in the number of applications, with 22,418 registrations received up to now. New entrepreneurs (NEs) represent 61% (13,588) of the profiles received, whereas host entrepreneurs (HEs) make 39% of the applications (8,832). Spain is the most represented country with 4,229 applications (19%) received. Italy supports the second highest number of applications received with 4,036 (18%), closely followed by United Kingdom with 1,521 Germany- 1,188 (6%) and Greece- 994 (4%).



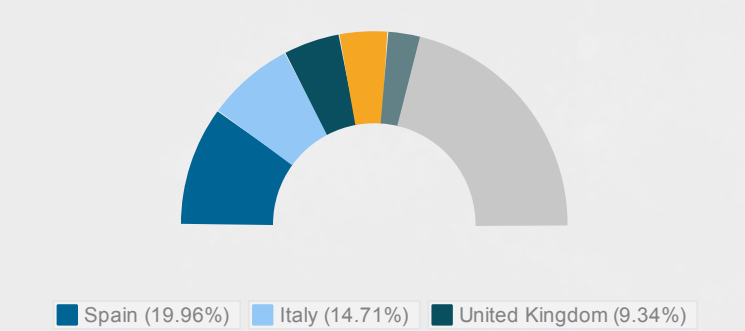
Evolution of registrations per year

19,370

19,370 is the number of entrepreneurs who have successfully been accepted for the programme since 2009. This number represents 86% of the total amount of applications received. Accepted entrepreneurs are divided in two: new entrepreneurs, with of 12,011 profiles (62%), and host (experienced) entrepreneurs 7,359 profiles (38%).

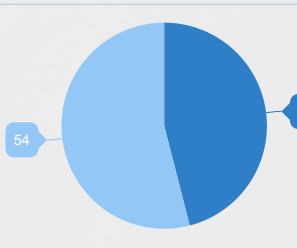


Top 5 countries of origin- Accepted NEs



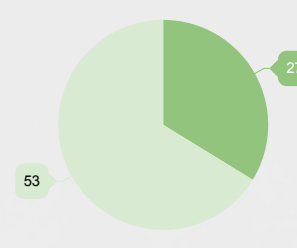
Evolution of accepted applications per year

New entrepreneurs



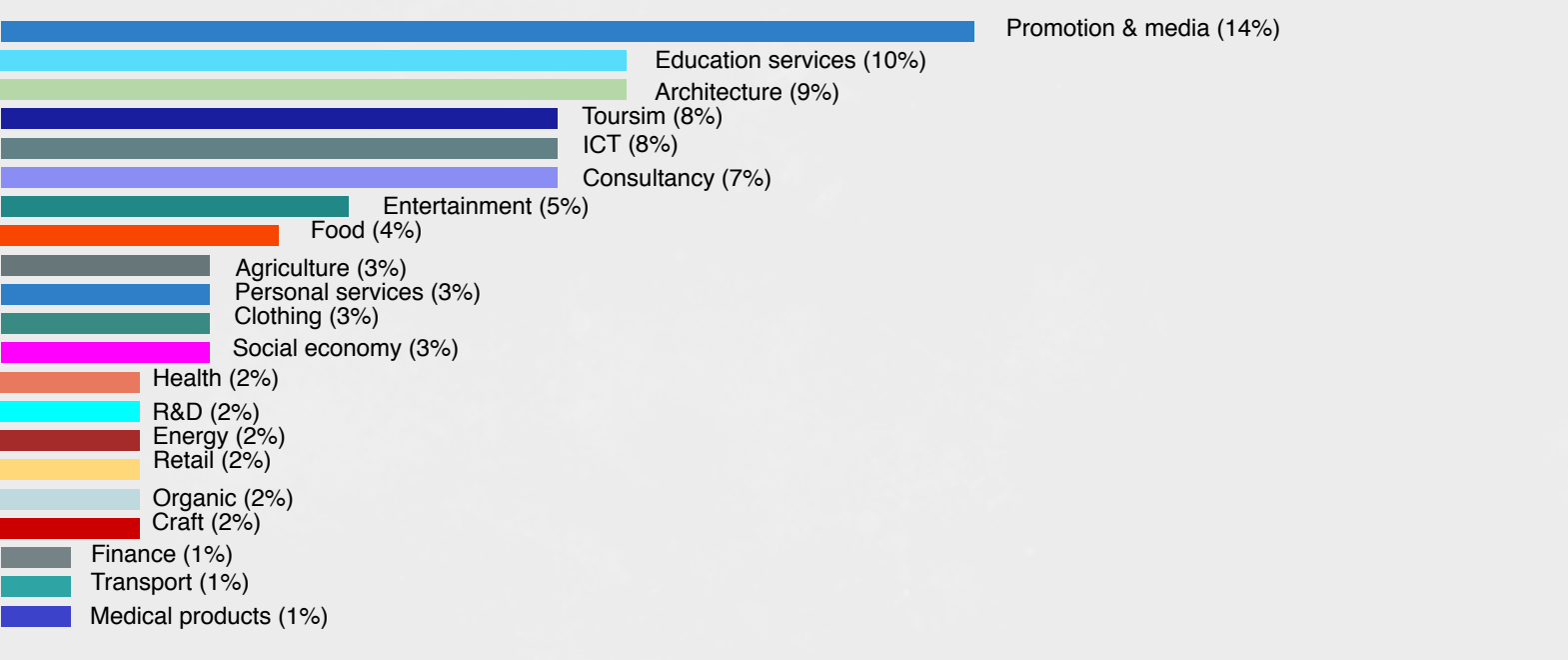
54% (Male) **46%** (Female)

Host entrepreneurs

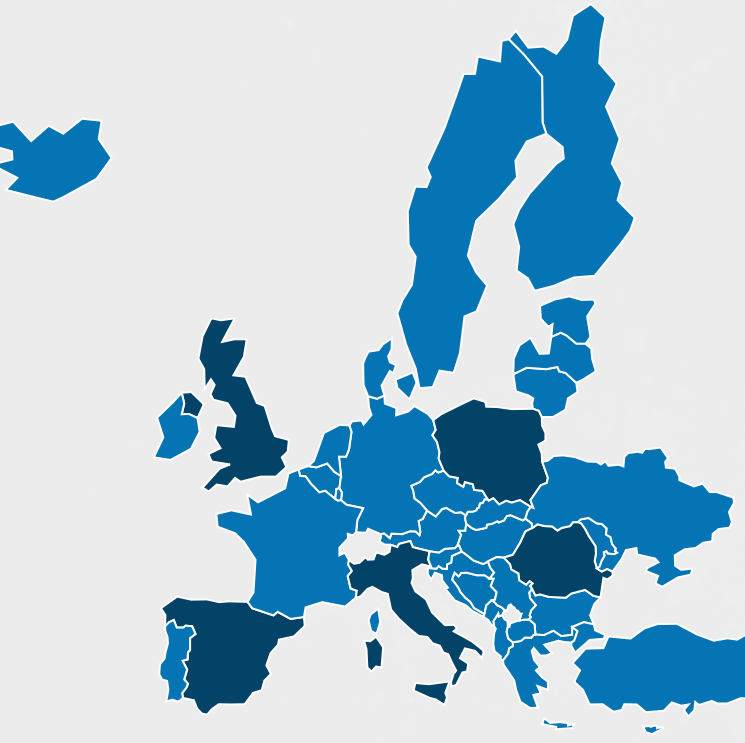


73% (Male) **27%** (Female)

Sector of activity (NEs and HEs)



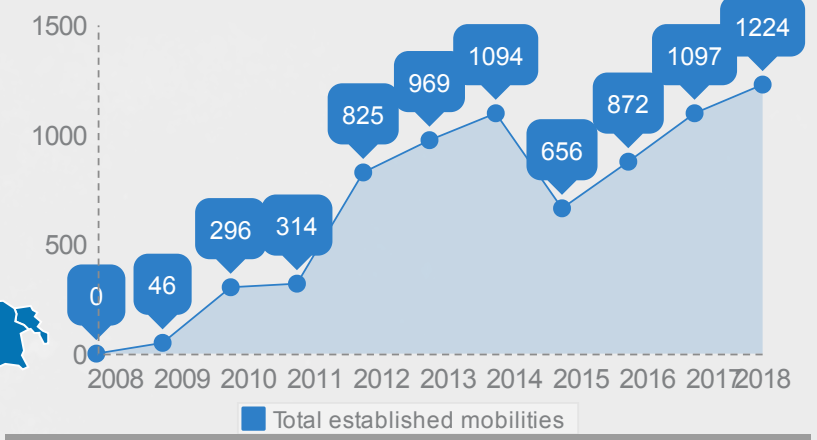
NEs sent abroad by country



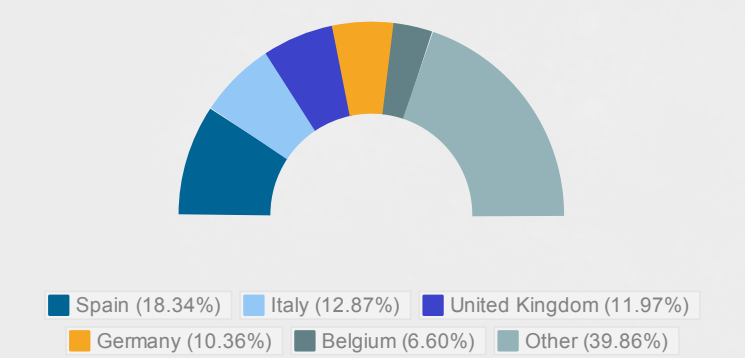
7,000

Since its launch in 2009, around 7,000 exchanges have been established, involving 14,000 new and host entrepreneurs from across the EU Member States and the additional participating countries, and further 643 are currently in preparation.

Out of the established matches, 236 are ready to start or ongoing, and 6,759 are completed.

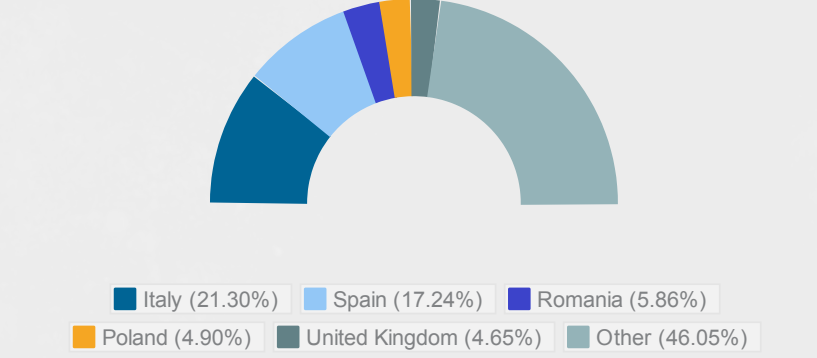


Evolution of mobilities per year



Top destination countries

The most popular destination is Spain, with 1,283 new entrepreneurs going abroad. Italy supports the second highest number of new entrepreneurs going abroad with (900), followed by the United Kingdom (837), Germany (725) and Belgium (462).



NEs sent abroad

Italy is the most represented country with 1,490 new entrepreneurs leaving for another country. Spain supports the second most represented with 1,206 new entrepreneurs sent abroad, followed by Romania (410), Poland (343) and United Kingdom (325).